

**DEWALT®**

# CATALOGUE

**AIR  
COMPRESSORS**



**GUARANTEED TOUGH.®**

# THE DEWALT COMPRESSOR RANGE

Is designed to meet the needs of the most demanding hobbyist, craftsman and professional.

These compressors distinguish themselves on the market by their innovative technical solutions, attention to detail and total reliability. Ideal for a wide range of applications, DEWALT compressors offer excellent, long-lasting performance, ensuring professional results in every situation.

Whether you are working in a workshop, on a construction site or in your garage, you can count on the quality and efficiency of DEWALT compressors to get the job done.





# CONTENTS

## OILLESS RANGE

Page 5

Oilless coaxial compressors

## QUIET RANGE

Page 8

Quiet oilless coaxial compressors

Quiet oilless high-pressure coaxial compressors

## BELT DRIVEN RANGE

Page 11

Single-stage and two-stage belt driven compressors

Two-stage high-pressure belt driven compressors

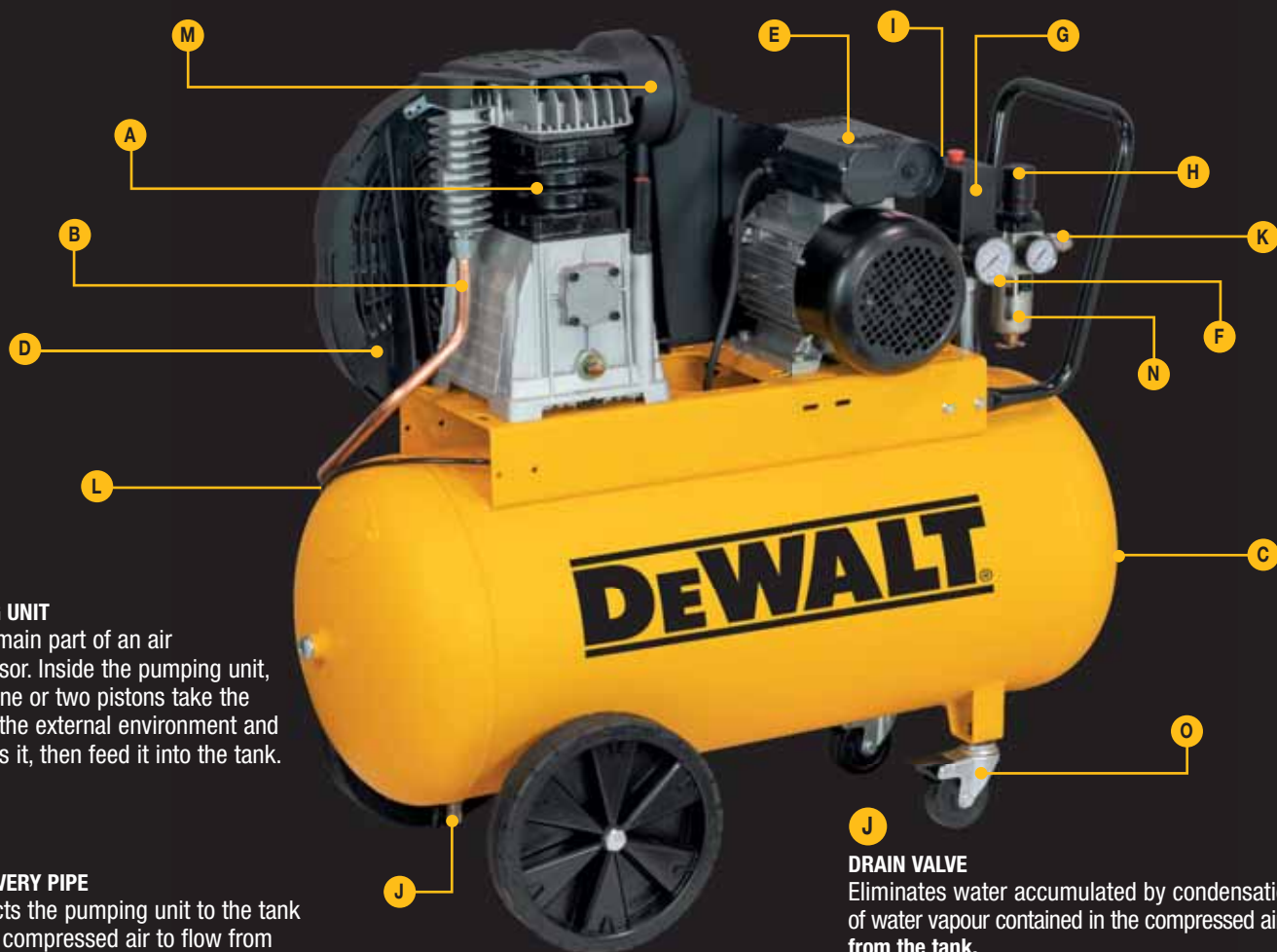
## PROFESSIONAL QUIET RANGE

Page 16

Two-stage belt driven quiet compressors



# THE MAIN PARTS OF A COMPRESSOR



## **A** PUMPING UNIT

It is the main part of an air compressor. Inside the pumping unit, in fact, one or two pistons take the air from the external environment and compress it, then feed it into the tank.

## **B** AIR DELIVERY PIPE

It connects the pumping unit to the tank allowing compressed air to flow from one to the other.

## **C** AIR RECEIVER

This is the vessel where the compressed air is stored ready to be used. Constructed of thick sheet steel, it is always tested at a pressure higher than the operating pressure. Its function is to compensate for the difference between the amount of air produced by the pumping unit and the amount of air required by the user: the larger the tank, the less frequent the pumping unit has to be started to fill it up.

## **D** BELT-GUARD / PLASTIC SHROUD

Protects against accidental contact with moving parts and directs the cooling air produced by the flywheel or fan directly onto the hottest parts.

## **E** ELECTRIC MOTOR

Transmits motion to the pumping unit directly (coaxial compressors) or via a belt (belt-driven compressors).

## **F** PRESSURE GAUGES

One pressure gauge indicates the air pressure inside the tank and the other the regulated air pressure at the outlet.

## **G** PRESSURE SWITCH

Stops compressor operation when the pressure inside the tank has reached the preset value (e.g. 8 or 10 bar) and restarts when, due to an air withdrawal from the tank, the pressure drops below a preset value.

## **H** PRESSURE REDUCER

Allows you to reduce the air pressure at the tank outlet and adjust it according to usage.

## **I** SAFETY VALVE

Opening it prevents the pressure inside the tank from exceeding safety values in case the pressure switch has malfunctioned.

## **J** DRAIN VALVE

Eliminates water accumulated by condensation of water vapour contained in the compressed air from the tank.

## **K** COMPRESSED AIR OUTLET FITTING

This is the connection for the hose carrying the compressed air to the pneumatic tool to be used.

## **L** NON-RETURN VALVE

It is a one-way valve that allows the flow of compressed air to pass from the supply pipe to the tank and prevents it from returning.

## **M** AIR INLET FILTER

It filters the inlet air to the compressor's pumping unit.


## **N** CUP FILTER

Contributes to high cleanliness of compressed air outlet.

## **O** PIVOTING WHEELS WITH BRAKES

## OILLESS COAXIAL COMPRESSOR

### DXCMD155PE



Ideal compressor for all housework and DIY.

#### ADVANTAGES

- Clear and easy-to-use control panel.
- Easy to carry thanks to the convenient handle.
- Easy to store thanks to its small footprint.
- Accessory pocket.



Tank pressure gauge.



Lightweight and compact.



Hook for shoulder strap (not included).

Innovative and compact design

Built-in handle in the structure.



Practical electrical cable pocket.

Centralised controls in the control panel on the machine for easy operation.



Easily transportable with a practical shoulder strap (not included).



The compressor is used in a horizontal position.

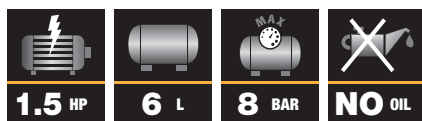
Rubber feet for vertical positioning.

Name	Code	Tank	Power	Cylinders	Max pressure	Lubricated	RPM	Intake air	Voltage Frequency	Gross weight	Packaging dimensions	Barcode
		L	Hp/kW	n°	bar/PSI			l/min./CFM	Volt/Hz	kg/lbs	WxDxH	
DXCMD155PE	8215350DWT590	5	1.5/1.1	1	10/145	NO	3400	180/6.4	230/50	10.6/23.3	365x230x560	8016738833942



## OILLESS COAXIAL COMPRESSORS

### DPC6MRC-QS



Practical and convenient compressor for every use.

#### ADVANTAGES

- Complete and compact control panel.
- Easy to transport.
- Easy to store thanks to its small footprint.
- Integrated cable reel.



**+ HOSE 5 M**



Handle built-into the tank for easy transport.

Rubber feet ensuring excellent stability.

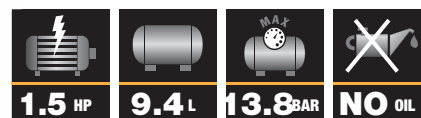
Handles integrated into the structure for easy movement.

Easy to transport thanks to the distribution of the components within the structure.



**+ HOSE 10 M**

### DPC10QTC-QS



Maintenance-free, oilless compressor. Perfect for home and small hobby jobs.

#### ADVANTAGES

- Control panel with double air outlet to connect 2 pipes simultaneously.
- Rubber feet for greater stability when working.
- Integrated cable reel.




Compact and space-saving, all components are protected by the steel structure.

Name	Code	Tank L	Power Hp/kW	Cylinders n°	Max pressure bar/PSI	Lubricated	RPM	Intake air l/min./CFM	Voltage Frequency Volt/Hz	Gross weight kg/lbs	Packaging dimensions WxDxH	Barcode
DPC6MRC-QS	8213365DWT015	6	1.5/1.1	1	8/116	NO	3400	170/6	230/50	14/30.8	445x330x380	5902013950905
DPC10QTC-QS	UTBC304DWT501	9.4	1.5/1.1	1	13.8/200	NO	2250	119/4.2	230/50	20.8/45.8	545x440x329	5902013958406

## OILLESS COAXIAL COMPRESSORS

### DPC10RC-QS



Compact, fully protected, lightweight and easy-to-use non-lubricated compressor.

#### ADVANTAGES

- Pumping unit protected by the robust structure.
- Control panel with double air outlet to connect 2 pipes simultaneously.
- Oversized pressure gauges for easy reading.
- Rubber feet for greater stability when working.
- Integrated cable reel.



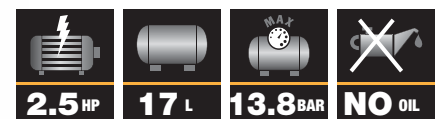
Double air outlet.



Easy to transport thanks to the large rubber wheels.

Extendable handle for easy handling.

### DPC17PS-QS



Professional non-lubricated compressor suitable for use in outdoor working environments.

#### ADVANTAGES

- Powerful 2.5 hp pumping unit.
- High maximum operating pressure.
- Control panel with double air outlet to connect 2 pipes simultaneously.



Name	Code	Tank L	Power Hp/kW	Cylinders n°	Max pressure bar/PSI	Lubricated	RPM	Intake air l/min./CFM	Voltage Frequency Volt/Hz	Gross weight kg/lbs	Packaging dimensions WxDxH	Barcode
DPC10RC-QS	8216015DWT010	10	2/1.5	1	10/145	NO	3400	216/7.6	230/50	22.1/48.7	530x575x375	5902013950882
DPC17PS-QS	8216070DWT525	17	2.5/1.8	1	13.8/200	NO	1800	292/10.3	230/50	41.3/91	720x610x415	5902013967224

## OILLESS QUIET COAXIAL COMPRESSORS

### DXCMS15RE



A very quiet, non-lubricated compressor designed to be used wherever you want.

#### ADVANTAGES

- Pumping unit with extremely quiet low-speed motor.
- Easy to transport thanks to the handle incorporated into the structure.
- Easy to store thanks to its small footprint.
- Stable when working thanks to four rubber feet.
- Portable and compact, it can be used and stored even in tight spaces.



Compact machine, easy to store.



Centralised controls in the control panel located on the machine for easy operation.

Front panel to protect the tank and the bleed cock.

### DXCMS156RE



Same features as model DXCMS15RE but with a 6-litre tank.



Protected pumping unit with robust design.

Name	Code	Tank L	Power Hp/kW	Cylinders n°	Max pressure bar/PSI	Lubricated	RPM	Intake air l/min./CFM	Voltage Frequency Volt/Hz	Gross weight kg/lbs	Packaging dimensions WxDxH	Barcode
DXCMS15RE	B2BG104DWT506	5	0.75/0.55	2	10/145	NO	1450	88/3.1	230/50	15.5/34	410x325x375	8016738831436
DXCMS156RE	B2BR304DWT507	6	1.3/1.0	2	10/145	NO	2850	176/6.2	230/50	17.8/39	445x325x375	8016738831443



## OILLESS QUIET COAXIAL COMPRESSORS

### DXCMS2524HE



Quiet oilless pumping unit compressor, ideal for all applications requiring low noise emissions.

#### ADVANTAGES

- Robust, compact and equipped with a powerful 2.5 Hp pumping unit.
- Large wheels and a comfortable handle ensure easy handling.



### DXCMS2550HE



This model has the same features as described here, but with a 50-litre tank.



Double fixed feet for greater stability in use.

### DXCMS2550VE



This model has the same features as described above, but with a 50-litre vertical tank.

Space-saving vertical tank.



Convenient air hose reel integrated in the tank.



Control panel with oversized pressure gauges positioned on the compressor for easy reading.

Name	Code	Tank L	Power Hp/kW	Cylinders n°	Max pressure bar/PSI	Lubricated	RPM	Intake air l/min./CFM	Voltage Frequency Volt/Hz	Gross weight kg/lbs	Packaging dimensions WxDxH	Barcode
DXCMS2524HE	B2CC4G4DWT591	24	2.5/1.8	2	10/145	NO	2850	260/9.1	230/50	27.3/60	610x250x535	8016738833959
DXCMS2550HE	B2DC4G4DWT592	50	2.5/1.8	2	10/145	NO	2850	260/9.1	230/50	34.5/76	720x320x615	8016738833966
DXCMS2550VE	B2DV4G4DWT593	50	2.5/1.8	2	10/145	NO	2850	260/9.1	230/50	35.2/77	380x380x850	8016738833973

## HIGH-PRESSURE OILLESS QUIET COAXIAL COMPRESSORS

### DXCMS2517RE



Low-noise, high-pressure compressor designed for intensive use.

#### ADVANTAGES

- Working pressure up to 14 bar.
- Centralised controls in the control panel set up on the machine for easy operation.
- Double air outlet.



Pumping unit entirely protected by the robust structure.



Space-saving vertical tank, the same air supply in half the space.

Rubber feet for greater stability when working.

### DXCMS2590VE



This model has the same features as described above, but with a 90-litre vertical tank.



Large rubber wheels, suitable for transport everywhere.

Name	Code	Tank L	Power Hp/kW	Cylinders n°	Max pressure bar/PSI	Lubricated	RPM	Intake air l/min./CFM	Voltage Frequency Volt/Hz	Gross weight kg/lbs	Packaging dimensions WxDxH	Barcode
DXCMS2517RE	B2CG4G4DWT594	17	2.5/1.8	2	14/203	NO	1450	200/7.1	230/50	69/152	840x780x640	8016738833980
DXCMS2590VE	B2GY4G4DWT596	90	2.5/1.8	2	14/203	NO	1450	200/7.1	230/50	99/218	620x725x1250	8016738833997

## SINGLE-STAGE BELT DRIVEN COMPRESSORS

### DXCMB2M50HE



Professional compressor, suitable for craftsmen and small businesses.

#### ADVANTAGES

- Pumping unit with cast iron cylinder for long life.
- The robust metal belt cover protects all moving parts.
- Large wheels and convenient handle make it easy to transport.

Patented large intake filter which, combined with a new generation plate/valve assembly, allows to reduce noise and optimise compressor efficiency.



Controls located at the front of the machine ensure easy operation.

Double fixed feet for greater stability during use.



Filter - cup regulator: consisting of condensate drain and pressure regulator for cleaning the compressed air at the outlet and regulating its pressure.

Pivoting wheels with brakes.

### DXCMB3M101HE



Same features as the DXCMB2M50HE model but with a large air reserve of 100 litres.

Name	Code	Unit	Tank L	Power Hp/kW	Cylinders n°	Max pressure bar/PSI	Lubricated	RPM	Intake air l/min./CFM	Voltage Frequency Volt/Hz	Gross weight kg/lbs	Packaging dimensions WxDxH	Barcode
DXCMB2M50HE	28DC404DWT030	B2800B	50	2/1.5	2	10/145	YES	1250	255/9	230/50	49.5/109	820x390x750	8016738831580
DXCMB2T50HE	28DC441DWT031	B2800B	50	2/1.5	2	10/145	YES	1250	255/9	400/50	50.5/111	820x390x750	8016738831597
DXCMB3M50HE	36DC504DWT032	B3800B	50	3/2.2	2	10/145	YES	1100	390/13.8	230/50	67/147	800x400x790	8016738831603
DXCMB3T50HE	36DC541DWT089	B3800B	50	3/2.2	2	10/145	YES	1100	390/13.8	400/50	67/147	800x400x790	8016738833409
DXCMB2M100HE	28FC404DWT033	B2800B	100	2/1.5	2	10/145	YES	1250	255/9	230/50	61/134	1030x440x850	8016738831610
DXCMB2T100HE	28FC441DWT034	B2800B	100	2/1.5	2	10/145	YES	1250	255/9	400/50	62/136	1030x440x850	8016738831627
DXCMB3M100HE	28FC504DWT035	B2800B	100	3/2.2	2	10/145	YES	1570	330/11.6	230/50	65/143	1030x440x850	8016738831634
DXCMB3T100HE	28FC541DWT036	B2800B	100	3/2.2	2	10/145	YES	1570	330/11.6	400/50	66/145	1030x440x850	8016738831641
DXCMB3M101HE	36FC504DWT037	B3800B	100	3/2.2	2	10/145	YES	1100	390/13.8	230/50	68/150	1030x440x920	8016738831658
DXCMB3T101HE	36FC541DWT038	B3800B	100	3/2.2	2	10/145	YES	1100	390/13.8	400/50	69/152	1030x440x920	8016738831665
DXCMB4T100HE	36FC601DWT039	B3800B	100	4/3	2	10/145	YES	1400	480/16.9	400/50	72/159	1030x440x920	8016738831672



## SINGLE-STAGE BELT DRIVEN COMPRESSORS

### DXCMB4T200HE



In addition to the features described on page 11, this model has a 200-litre tank for a large air reserve.



Control unit equipped with a cup filter for cleaning the compressed air outlet.



## HOSE REEL KIT

### DXCMKH9ME

Kit consisting of 9 m hose reel with quick couplings and bracket for mounting on compressors in the single-stage belt range (models on pages 11-12).



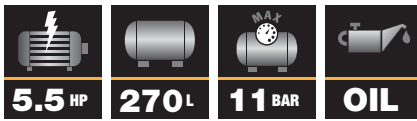
The hose reel keeps the work area tidy and clean.

Code	Barcode	Diameter mm	Length m	Max. operating pressure bar/PSI	Material	Outlet type
9045913DWT550	8016738831788	6.5x10	9	12/174	PU black	Quick connection

Name	Code	Unit	Tank L	Power Hp/kW	Cylinders n°	Max pressure bar/PSI	Lubricated	RPM	Intake air l/min./CFM	Voltage Frequency Volt/Hz	Gross weight kg/lbs	Packaging dimensions WxDxH	Barcode
DXCMB3M150HE	36HC504DWT040	B3800B	150	3/2.2	2	10/145	YES	1100	390/13.8	230/50	90/198	1310x430x1030	8016738831689
DXCMB3T150HE	36HC541DWT041	B3800B	150	3/2.2	2	10/145	YES	1100	390/13.8	400/50	91/200	1310x430x1030	8016738831696
DXCMB3M200HE	28LC504DWT042	B2800B	200	3/2.2	2	10/145	YES	1570	330/11.6	230/50	111/244	1440x480x1130	8016738831702
DXCMB3T200HE	28LC541DWT043	B2800B	200	3/2.2	2	10/145	YES	1570	330/11.6	400/50	112/247	1440x480x1130	8016738831719
DXCMB3M201HE	36LC504DWT044	B3800B	200	3/2.2	2	10/145	YES	1100	390/13.8	230/50	113/249	1440x480x1130	8016738831726
DXCMB3T201HE	36LC541DWT045	B3800B	200	3/2.2	2	10/145	YES	1100	390/13.8	400/50	114/251	1440x480x1130	8016738831733
DXCMB4T200HE	36LC601DWT046	B3800B	200	4/3	2	10/145	YES	1400	480/16.9	400/50	116/255	1440x480x1130	8016738831740
DXCMB3M270HE	36NC504DWT047	B3800B	270	3/2.2	2	10/145	YES	1100	390/13.8	230/50	130/286	1640x560x1190	8016738831757
DXCMB3T270HE	36NC541DWT048	B3800B	270	3/2.2	2	10/145	YES	1100	390/13.8	400/50	131/288	1640x560x1190	8016738831764
DXCMB4T270HE	36NC601DWT049	B3800B	270	4/3	2	10/145	YES	1400	480/16.9	400/50	134/295	1640x560x1190	8016738831771

## TWO-STAGE BELT DRIVEN COMPRESSORS

### DXCMB55T271HCE



Compressor suitable for heavy duty use requiring high volumes of compressed air.

#### ADVANTAGES


- Equipped with a high efficiency two-stage pumping unit.
- Cast iron cylinder for long life.



Pumping unit with large manifolds for better cooling of the compressed air.



Sturdy metal grille to protect all moving parts.




\* With star delta starter

Name	Code	Unit	Tank L	Power Hp/kW	Cylinders n°	Max pressure bar/PSI	Lubricated	RPM	Intake air l/min./CFM	Voltage Frequency Volt/Hz	Gross weight kg/lbs	Packaging dimensions WxDxH	Barcode
DXCMB4T200HCE	SGLC601DWT051	K25	200	4/3	2	11/160	YES	1200	495/17.5	400/50	123/271	1440x480x1220	8016738831795
DXCMB4T270HCE	SGNC601DWT052	K25	270	4/3	2	11/160	YES	1200	495/17.5	400/50	143/315.2	1640x560x1190	8016738831801
DXCMB55T270HCE	SGNC701DWT053	K25	270	5.5/4	2	11/160	YES	1184	612/21.6	400/50	142/313	1640x560x1190	8016738831818
DXCMB55T271HCE	SLNC701DWT054	K30	270	5.5/4	2	11/160	YES	1000	727/25.6	400/50	164/361.5	1640x560x1330	8016738831825
DXCMB75T270HCE	SLNC801DWT055	K30	270	7.5/5.5	2	11/160	YES	1200	872/31	400/50	171/377	1640x560x1330	8016738831832
DXCMB75T270HCE*	SLNC805DWT056	K30	270	7.5/5.5	2	11/160	YES	1200	872/31	400/50	178/392.4	1640x560x1330	8016738831849
DXCMB75T500HCE	SLTC801DWT057	K30	500	7.5/5.5	2	11/160	YES	1200	872/31	400/50	240/529	1640x560x1330	8016738831856

## TWO-STAGE BELT DRIVEN COMPRESSORS

### DXCMB4T200HFE



Technical characteristics described on page 13.  
This model has a 200-litre tank for a large air reserve and is equipped with sturdy feet with anti-vibration mounts.



Specially designed filter to cut down the noise emitted by the compressor.



Large anti-vibration feet for greater stability during operation.




\* With star delta starter

Name	Code	Unit	Tank L	Power Hp/kW	Cylinders n°	Max pressure bar/PSI	Lubricated	RPM	Intake air l/min./CFM	Voltage Frequency Volt/Hz	Gross weight kg/lbs	Packaging dimensions WxDxH	Barcode
DXCMB4T200HFE	SGLN601DWT058	K25	200	4/3	2	11/160	YES	1200	495/17.5	400/50	122/269	1440x480x1220	8016738831863
DXCMB55T200HFE	SGLN701DWT059	K25	200	5.5/4	2	11/160	YES	1184	612/21.6	400/50	127/280	1440x480x1220	8016738831870
DXCMB4T270HFE	SGNN601DWT060	K25	270	4/3	2	11/160	YES	1200	495/17.5	400/50	143/315	1640x560x1190	8016738831887
DXCMB55T270HFE	SLNN701DWT061	K30	270	5.5/4	2	11/160	YES	1000	727/25.6	400/50	164/361.5	1640x560x1330	8016738831894
DXCMB55T270HFSE*	SLNN705DWT062	K30	270	5.5/4	2	11/160	YES	1000	727/25.6	400/50	170/374.8	1640x560x1330	8016738831900
DXCMB75T270HFE	SLNN801DWT063	K30	270	7.5/5.5	2	11/160	YES	1200	872/31	400/50	171/377	1640x560x1330	8016738831917
DXCMB75T270HFSE*	SLNN805DWT064	K30	270	7.5/5.5	2	11/160	YES	1200	872/31	400/50	178/392.4	1640x560x1330	8016738831924
DXCMB55T500HFE	SGTN701DWT065	K25	500	5.5/4	2	11/160	YES	1184	612/21.6	400/50	218/480.6	2010x650x1330	8016738831931
DXCMB75T500HFE	SLTN801DWT066	K30	500	7.5/5.5	2	11/160	YES	1200	872/31	400/50	240/529	2010x650x1330	8016738831948
DXCMB75T500HFSE*	SLTN805DWT067	K30	500	7.5/5.5	2	11/160	YES	1200	872/31	400/50	250/551	2010x650x1330	8016738831955
DXCMB10T500HFE	SMTN901DWT068	K50	500	10/7.5	2	11/160	YES	1000	1074/38	400/50	285/628.3	2270x860x1660	8016738831962
DXCMB10T500HFSE*	SMTN905DWT069	K50	500	10/7.5	2	11/160	YES	1000	1074/38	400/50	295/650.3	2270x860x1660	8016738831979



## HIGH-PRESSURE TWO-STAGE BELT DRIVEN COMPRESSORS

### DXCMB10T500HFAE



Compressor particularly suitable for car repair shops, tyre shops, and small and medium-sized businesses requiring working pressures up to 14 bar.

#### ADVANTAGES

This model has the same features as described on page 13.



Robust metal belt guard.



Star delta starter.

\* With star delta starter

Name	Code	Unit	Tank L	Power Hp/kW	Cylinders n°	Max pressure bar/PSI	Lubricated	RPM	Intake air l/min./CFM	Voltage Frequency Volt/Hz	Gross weight kg/lbs	Packaging dimensions WxDxH	Barcode
DXCMB55T500HFAE	SLTN701DWT070	K30	500	5.5/4	2	14/203	YES	650	472/16.7	400/50	265/584.2	2010x650x1330	8016738831986
DXCMB55T500HFAE*	SLTN705DWT071	K30	500	5.5/4	2	14/203	YES	650	472/16.7	400/50	275/606.2	2010x650x1330	8016738831993
DXCMB75T500HFAE	SLTN801DWT072	K30	500	7.5/5.5	2	14/203	YES	800	582/20.6	400/50	271/597.4	2010x650x1330	8016738832006
DXCMB75T500HFAE*	SLTN805DWT073	K30	500	7.5/5.5	2	14/203	YES	800	582/20.6	400/50	283/624	2010x650x1330	8016738832013
DXCMB75T501HFAE*	SMTN805DWT074	K50	500	7.5/5.5	2	14/203	YES	810	835/29.5	400/50	288/635	2270x860x1660	8016738832020
DXCMB10T500HFAE	SMTN901DWT075	K50	500	10/7.5	2	14/203	YES	800	857/30.3	400/50	323/712	2270x860x1660	8016738832037
DXCMB10T500HFAE*	SMTN905DWT076	K50	500	10/7.5	2	14/203	YES	800	857/30.3	400/50	333/734	2270x860x1660	8016738832044

## TWO-STAGE BELT DRIVEN QUIET COMPRESSORS

DeWalt professional quiet compressors have been designed with special attention to the noise level and running costs, without foregoing on design. They are designed to meet the highest needs of professional users who demand power, efficiency and quiet operation.



## LOW NOISE LEVELS

Thanks to new design technologies DeWalt's quiet compressors guarantee a very quiet work environment.




## DXCMS75T270SDE



### ADVANTAGES

- Designed to facilitate regular maintenance operations, with quick access to all internal components, minimising downtime.
- Every component is designed and built with high-quality materials to ensure maximum reliability and durability.
- Robust plastic cover and design optimised through vibro-acoustic analysis for noise reduction.




Large anti-vibration feet for greater stability during operation.

New patented intake filter to reduce noise and optimise the compressor's efficiency.

Extremely reliable pumping unit with cast iron cylinder. Large finned surfaces for better cooling.

Controller

Structure designed to reduce vibration and ensure low weight.



## TWO-STAGE BELT DRIVEN QUIET COMPRESSORS

### DXCMS10T500SDE



Technical characteristics described on page 16.



#### CONTROLLER



Backlit controller with advanced functions and warning lights for a high standard of safety.

#### FEATURES:

- Display operating pressure
- Display total working hours
- Display and reset maintenance counters
- Adjust minimum and maximum pressures
- Vary the unit of measurement (bar or PSI)

#### SAFETY:

- Oil and air filter check/maintenance indicator light **1**
- Motor rotation error indicator light **2**
- Motor temperature fault indicator light **3**
- Power failure indicator light **4**
- indicator lights for compressor status: during start-up and operation **5**
- On-screen display of warnings (oil hours expiry and air filter hours expiry) and alarms (pressure sensor error, phase failure, alarm pressure and active emergency push button).

Name	Code	Unit	Tank L	Power Hp/kW	Cylinders n°	Max pressure bar/PSI	Lubricated	RPM	Intake air l/min./CFM	Sound Level dB(A)*	Voltage Frequency Volt/Hz	Gross weight kg/lbs	Packaging dimensions WxDxH	Barcode
Direct models with pressure switch														
DXCMS4T270TAE	BZNT601DWT080	BK114	270	4/3	2	10/145	YES	1130	480/16.9	64	400/50	178/392.4	1320x850x1720	8016738833218
DXCMS55T270TAE	SLNT701DWT081	K30	270	5.5/4	2	10/145	YES	1000	727/25.6	64	400/50	195/430	1320x850x1720	8016738833225
DXCMS75T270TAE	SLNT801DWT082	K30	270	7.5/5.5	2	10/145	YES	1200	872/31	65	400/50	205.4/453	1320x850x1720	8016738833232
DXCMS10T270TAE	SMNT901DWT083	K50	270	10/7.5	2	10/145	YES	1000	1074/38	63	400/50	268/591	1320x850x1720	8016738833249
DXCMS75T500TAE	SLTT801DWT098	K30	500	7.5/5.5	2	10/145	YES	1200	872/31	65	400/50	250/551	2070x800x1680	8016738835434
DXCMS10T500TAE	SMTT901DWT084	K50	500	10/7.5	2	10/145	YES	1000	1074/38	63	400/50	313/690	2070x800x1680	8016738833256
Star delta models with controller														
DXCMS55T270SDE	SLNT705DWT085	K30	270	5.5/4	2	10/145	YES	1000	727/25.6	64	400/50	201/443	1320x850x1720	8016738833263
DXCMS75T270SDE	SLNT805DWT086	K30	270	7.5/5.5	2	10/145	YES	1200	872/31	65	400/50	211.4/466	1320x850x1720	8016738833270
DXCMS10T270SDE	SMNT905DWT087	K50	270	10/7.5	2	10/145	YES	1000	1074/38	63	400/50	276/608.4	1320x850x1720	8016738833287
DXCMS75T500SDE	SLTT805DWT097	K30	500	7.5/5.5	2	10/145	YES	1200	872/31	65	400/50	256/564	2070x800x1680	8016738835427
DXCMS10T500SDE	SMTT905DWT088	K50	500	10/7.5	2	10/145	YES	1000	1074/38	63	400/50	321/707.7	2070x800x1680	8016738833294

\* Sound pressure level measured at a distance of 7 metres.



## HOSES

### DXCMH05E

#### HOSE 5 M QUICK COUPLINGS



Code	Barcode	Diameter mm	Length m	Max. operating pressure bar/PSI	Material	Outlet type
9045914DWT577	8016738832808	8x12	5	18/261	Yellow PVC	Quick couplings

### DXCMH10E

#### HOSE 10 M QUICK COUPLINGS



Code	Barcode	Diameter mm	Length m	Max. operating pressure bar/PSI	Material	Outlet type
9045915DWT578	8016738832815	8x12	10	18/261	Yellow PVC	Quick couplings


### DXCMH20E

#### HOSE 20 M QUICK COUPLINGS



Code	Barcode	Diameter mm	Length m	Max. operating pressure bar/PSI	Material	Outlet type
9045916DWT579	8016738832822	8x12	20	18/261	Yellow PVC	Quick couplings

## NOTES





DEWALT ® and the DEWALT logo  
are registered trade marks  
of Stanley Black & Decker, Inc.  
or an affiliate thereof and are used  
under license by FNA S.p.A.

Distributed in the Benelux by:

Schadébo B.V.  
Gompenstraat 39  
5145 RM Waalwijk  
The Netherlands

E: [sales@schadebo.nl](mailto:sales@schadebo.nl)  
T: +31 (0)73 6 24 24 24

Dealer: